

# A Detailed Audit for improvement of Energy, Environmental & Green Aspects

Of



## Aliah University

(for the year 2020-2021)

17, Gorachand Road

West Bengal 700 014

Submitted by



En-Simulated Solutions LLP

 Find us @  
26, Satchasi Para Lane  
Kolkata-700036

 Call @  
+91 93306 37158

 Mail @  
saibalsaha2@gmail.com

*Also find us in*





## Ensimulated Solutions LLP

# Energy, Environment and Green Audit Report: (Park Circus Campus of Aliah University for the year 2021-22)

This is to certify that an audit for the above said campus has been done by us for the year 2021-2022 for all three fronts of 'energy', 'environment' and 'green' quotients. The following observations have been made for the criteria as follows:

### A. Energy:

- a. The Power Factor is very good and quality of the power also.
- b. The Load factor also is quite low, maybe due to futuristic projection of contract demand.
- c. There is no renewable energy when a good potential exists.
- d. All the ceiling fans could be converted to BLDC type and that could make a substantial energy savings.
- e. Some good measures have been taken like, use of LED lights, Star rated air-conditioning system etc.
- f. Many of rooms have well daylight accessibility resulting lower use of artificial lighting during day time.

### B. Environment:

- a. There are adequate green spaces on mother earth.
- b. There is an arrangement for harvesting rainwater by storing and recharging. It creates a good ambience.
- c. The entire sewage is treated at Central Sewage Treatment Plant of Kolkata Municipal Corporation.
- d. The plumbing fixtures are of low flow type, resulting in water savings. However, all the cisterns could be replaced with dual flushing type to reduce water consumptions as well as awareness development.

### C. Green:

- a. The campus could be rated as per the guidelines of Indian Green Building Council, GRIHA Council or LEED rating system by GBCI.
- b. The campus though could achieve a good credit rating but may fail to pass in many mandatory criteria, resulting in **no rating**.
- c. It is always advisable to go for stringent rating system to bolster the claim of sustainable practice as well as creating responsible institute of the society, pursuing the motto of it.

Overall, the campus needs to invest much on the above criteria to pass the sustainable practice as per the National Standard.



# Acknowledgement

En-Simulated Solutions LLP extends gratitude to Aliah University for extending us the opportunity to conduct the Preliminary Audit for implementation of Energy & Environmental Audit.

We are thankful to the professors & supporting staffs of the college for their transparency & consistent support in sharing relevant information and for providing data about policies and projects along with their other valuable information. This report would have not been possible without their support.

The study team would like to acknowledge the following distinguished personnel of Presidency University in person for the diligent involvement and cooperation.

1. Dr. Mohammad Zakir Hussain, Dept. of Biological Sciences, AU
2. Dr. Indranil Mukherjee, Dept. of Civil Engineering, AU
3. Dr. Aznarul Islam, Dept. of Geography, AU
4. Dr. Jeenat Rehena, Dept. of Computer Science and Engineering, AU
5. Dr. Md. Reyaz, Dept. of Mass Communication and Journalism, AU
6. Dr. Md. Hedayetullah Mir, Dept. of Chemistry, AU
7. Ms. Lipika Mondal, Dept. of Nursing, AU
8. Dr. Sk. Sabir Ali, Sports Section, AU
9. Mr. Shahbaz Afzal, Finance Section, AU

# **About the Institution**

## **Vision of the University**

To become a Centre of Excellence and to contribute to the society through the pursuit of teaching and research in the emerging areas in each branch of modern science, engineering and technology, social studies, and humanities with a deep passion for wisdom, culture, and values.

## **Mission of the University**

To nurture and produce forward-looking students with a focus on their intellectual, moral, and social development enabling them to excel in their chosen field of work in society, industry, business, and academia.

## **Motto of the University**

The motto of the University is “Advancement of Education and Culture” in Arabic, “Taqdeem-ut-Ta’leem wa-as Saqafah.”

## **Objectives of the University as mentioned in Aliah University Act, 2007:**

- i. To create educational opportunities for higher education and studies;
- ii. To encourage study of modern technological and professional courses along with classical languages, oriental studies, religious studies, and Islamic culture;
- iii. To promote higher education amongst the Minorities in the State;
- iv. To disseminate and advance knowledge by providing instructional, educational, research and extension facilities in such branches of learning as it may deem fit;
- v. To provide students and teachers, the conducive atmosphere, and necessary facilities for the promotion of:
  - a. Innovations in education leading to restructuring of courses, new methods of teaching and learning and integral development of personality,
  - b. Studies in various discipline,
  - c. Inter-disciplinary studies,
- vi. To develop centers of excellence for higher studies and research in theology, Islamic jurisprudence and Islamic Culture, comparative religion, science and technology, professional and management education in the State by joint initiative i.e., State-Private partnership, if required;
- vii. National integration, secularism, international understanding, non-violence and humanism;
- viii. To avail better scope and opportunities to serve the societies and the Nation.

As per National Assessment and Accreditation Council (NAAC) guidelines every accredited institution should establish an Internal Quality Assurance Cell (IQAC) as a post-accreditation quality sustenance measure. Accordingly, the University set up its IQAC to develop a system for conscious, consistent, and catalytic improvement in the overall performance of the institution, and to promote measures for institutional functioning towards quality enhancement through internalization of quality culture and institutionalization of best practices.

## Land Use Statement

Features	Area (Sqm)	%
Road	2338.75	25.18
Landscaped Green	1591.19	17.13
Other Green	2745.44	29.55
Building footprint	2512.48	27.05
Water body	101.69	1.09
<b>Total Area</b>	<b>9289.55</b>	<b>100</b>

## INTRODUCTION

Energy is critical to any institutions, but often represents a significant cost – both to them and the environment.

ISO 50001:2018, Energy management systems – Requirements with guidance for use, is a strategic tool that helps organizations put in place an energy management system and use their energy more efficiently and effectively.

An energy management system helps organizations better manage their energy use, thus improving productivity. It involves developing and implementing an energy policy, setting achievable targets for energy use, and designing action plans to reach them and measure progress. This might include implementing new energy-efficient technologies, reducing energy waste or improving current processes to cut energy costs. ISO 50001 gives organizations a recognized framework for developing an effective energy management system. Like other ISO management system standards, it follows the “Plan-Do-Check-Act” process for continual improvement.

ISO 50001 provides a set of requirements that enable organizations to:

- Develop a policy for more efficient use of energy
- Fix targets and objectives to meet that policy
- Gather data to better understand and make decisions concerning energy use
- Measure the results obtained
- Review the effectiveness of the policy
- Continually improve energy management

ISO 50001 vs. Other Management System Standards:

As a new member of international standards family, ISO 50001 has been developed based on the common elements shared by other major ISO management system standards, ensuring a high level of compatibility with them. It is notably aligned with ISO 9001 quality management system and ISO 14001 environmental management system standards. The comparison table below provides a quick overview on the comparison between the main clauses of ISO 50001, ISO 9001 and ISO 14001.

<b>Content</b>	<b>ISO 50001</b>	<b>ISO 14001</b>	<b>ISO 9001</b>
Core concept for establishing guidelines	Based on energy consumption of the whole organization, or a particular production process. For compliance with ESOS the ISO 50001 system must cover all the organization or groups energy consumption.	Based on relevant environmental aspects	Based on clients' quality requirements

Policy	Energy policy illustrates the strategy of the organization on energy management. The policy provides the framework for setting up associated objectives and targets to enhance energy performance	Environmental policy illustrates how the organization handles environmental matters, commitment to environmental protection, as well as associated objectives and targets. Typically, the policy will include the organizations commitment to preventing pollution, regulatory compliance and continuous improvement.	Meet the clients' requirements
Strategy	Conducting energy reviews to identify significant energy use activities and set up energy baseline as well as energy performance indicators. Compliance to relevant regulatory requirements and setting up energy objectives, targets and implementation plans.	Compliance to relevant environmental regulatory requirements.  Setting up environmental objectives, targets and implementation plans.	Setting up quality objectives, targets and quality management plans.
Baseline	Energy baseline is foundation to establish the system	No such requirement	No such requirement

In summary, the five requirements of ISO 14001 and ISO 50001:

1. Formation of an Environmental Policy and commitment to an EEMS (Energy & Environmental System),
2. Development of a plan for implementation,
3. Implementation and Operation of the EEMS,
4. Monitoring and possible corrective actions,
5. Top management review and continuous improvement.

Basically, the institution must say what the organization is going to do, how they are going to do, who it is going to do and by when it is going to be done.

In the preliminary audit we are supposed to frame the answer of the first question: 'what the organization is going to do'.

### **ENERGY AUDIT:**

Energy Audit is an effective tool in defining and pursuing comprehensive energy management programs. It has positive approach aiming at continuous improvement in energy utilization in contrast to financial audit which stresses to maintain regularity. Energy audit provides answer to the question – what to do, where to start, at what cost and for what benefits.

Energy audit helps in energy cost optimization, pollution control, safety aspects and suggests the methods to improve the operating and maintenance practices of the system. It has been established that energy saving of the order of 15 to 30% is possible by optimizing use of energy by better housekeeping, low cost retrofitting measures and use of energy efficient equipment at the time of replacements. Indian industry consumes more energy as compared to its counter parts in the developed countries.

### **Need/Purpose:**

The energy audit provides the vital information base for overall energy conservation program covering essentially energy utilization analysis and evaluation of energy conservation measures.

It aims at:

1. Assessing present pattern of energy consumption in different cost centers of operations.
2. Relating energy inputs and production output.
3. Identifying potential areas of thermal and electrical energy economy.
4. Highlighting wastage in major areas.
5. Fixing of energy saving potential targets for individual cost centers.
6. Implementation of measures of energy conservation and realization of savings.



## **ENVIRONMENTAL AUDIT**

An environmental Audit provides an assessment of the environmental performance of a business or organization. The audit reveals details about the activities of a company and its compliance with environmental regulations. Audit information is presented to the management team and employees.

An environmental audit evaluates and quantifies the environmental performance. It identifies compliance problems or management system implementation issues related to baseline performances of parameters as per the Air (Prevention and Control of Pollution) Act, 1981 and the Water (Prevention and Control of Pollution) Act, 1974. As thermal power is the principal source of energy in our country, The Energy Conservation Act, 2001 is to be an integral part of The Air Act, 1981. Hence energy conservation during functioning of the institute also to be considered during environmental audit.

## **GREEN AUDIT:**

The green audit is a tool that organizations use to identify their environmental impacts and assess their compliance with applicable laws and regulations, as well as with the expectations of their various stakeholders. It also serves to identify opportunities to enhance work quality, improves employee health, safety, and morale, reduce liabilities, and achieve other form of business values.

This concept has got its origin in recent past and suddenly got acceleration due to heavy industrial & commercial traffic which ends with unaccountable emission resulting pollution. Due to growth in population, needs has increased.

It is the duty of organizations to carry out the Green Audits of their ongoing processes for various reasons such as; to make sure whether they are performing in accordance with relevant rules and regulations, to improve the procedures and ability of materials, to analyze the potential duties and to determine a way which can lower the cost and add to the revenue. Through Green Audit, one gets a direction as how to improve the condition of environment and there are various factors that have determined the growth of carrying out Green Audit.

Green Audit is assigned to the Criterion 7 of NAAC (National Assessment and Accreditation Council) which is a self-governing organization of India that declares the institutions as Grade A, Grade B or Grade C according to the scores assigned at the time of accreditation.

### **Need/Purpose:**

The intention of organizing Green Audit is to upgrade the environment condition in and around the institutes, colleges, companies and other organizations. It is carried out with the aid of performing tasks like waste management, water conservation, sufficient green cover and proper use of day-lighting in indoor environment. Thus, it's a tool to turn the infrastructure into a better environmentally friendly institute by securing the environment and cut down the threats posed to human health:

7. To make sure that rules and regulations are well taken care of.
8. To avoid the interruptions in environment that are more difficult to handle and their correction requires high cost.
9. To suggest the best protocols for adding to sustainable development.
10. To suggest improvement in the system to promote safe and clean environment.

In the Energy Audit part, we would be analyzing the current consumption of energy (principally electricity from grid) and possible means to make it smarter. The basic areas of study would be like these:

11. Analysis of electricity bills received from DISCOMs,
12. Analysis of existing lighting system, fans and air conditioning systems. Thereby, searching whether there are scopes of any improvements,
13. Searching options for installation of occupancy sensors, daylight sensors etc.
14. Replacement of old pumps with new ones,
15. Options for putting films over the glazing on the East / West façades,
16. Options for reducing water consumptions and thereby the operation hours of the pumps,
17. Automatic level controller for overhead reservoirs,
18. Options for sub-metering for different uses of electricity like interior lighting, exterior lighting, air-conditioning, pumps and lifts.
19. Searching for tentative potential for renewable energy installation and use.

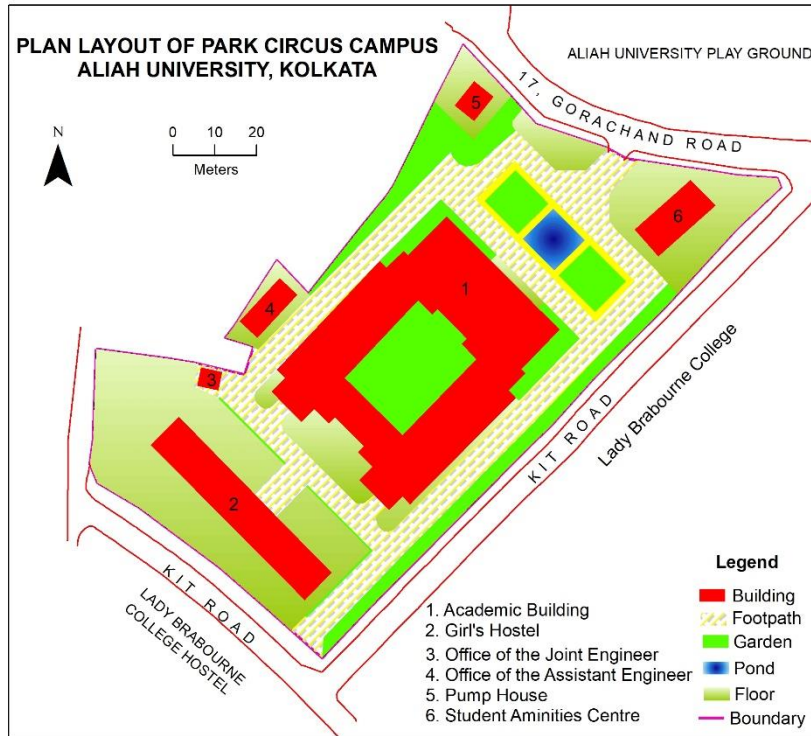
In the environmental front, we may look after the following:

20. Options for reducing Heat-Island Effect (both roof and non-roof),
21. Options for electric charging facilities for both the 2 & 4 wheelers,
22. Universal design options,
23. Water efficiency in flow & flush fixtures,
24. Rain Water Harvesting systems,
25. Water metering,
26. Waste management system and provision for organic waste composter,

As per the five requirements of ISO 14001 and ISO 50001:

1. As of now there is no such Environmental policy. However, formulation of the same is currently underway.
2. Development of a plan for implementation is to be done.
3. Implementation and Operation of the EEMS is to be done
4. Monitoring and possible corrective actions – Not applicable at present
5. Top management review and continuous improvement would be done once above actions are completed.

# Master Plan




## Site Photographs

Rainwater harvesting related pictures:



### Mitigation of Heat Island Effect:



### Harvesting of Daylight:





**Digicam with daylight sensor:**




**Low Flow Fixtures for Water Conservation:**



**Central Solid Waste Dispatch Area:**



**Universal Design Aspects:**



## Analysis of electricity bills received from DISCOM:

Electricity Bill Analysis for the period of April 2020 to March 2021 for Aliah University Park Circus Campus:

DISCOM: CESC

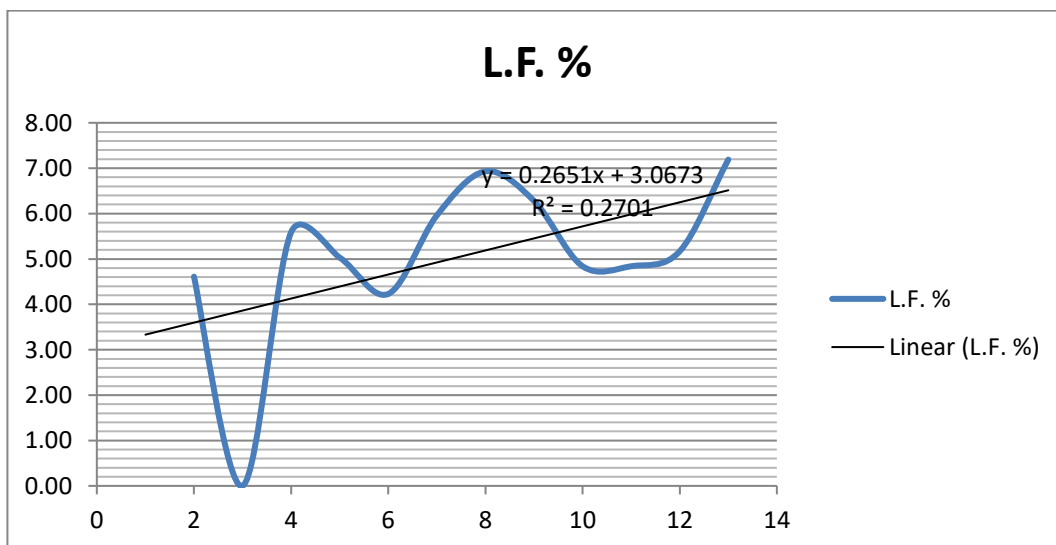
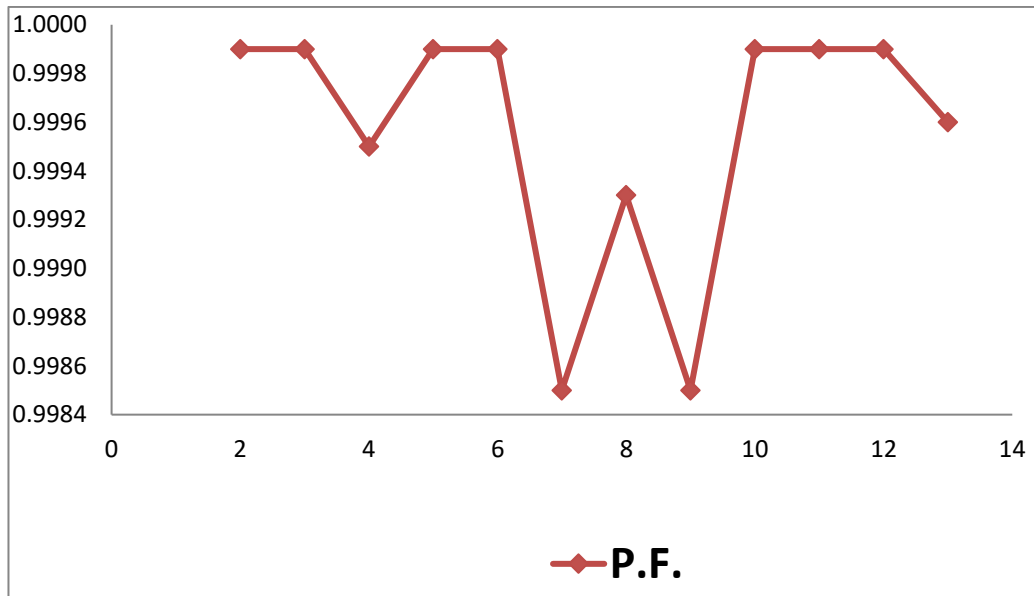
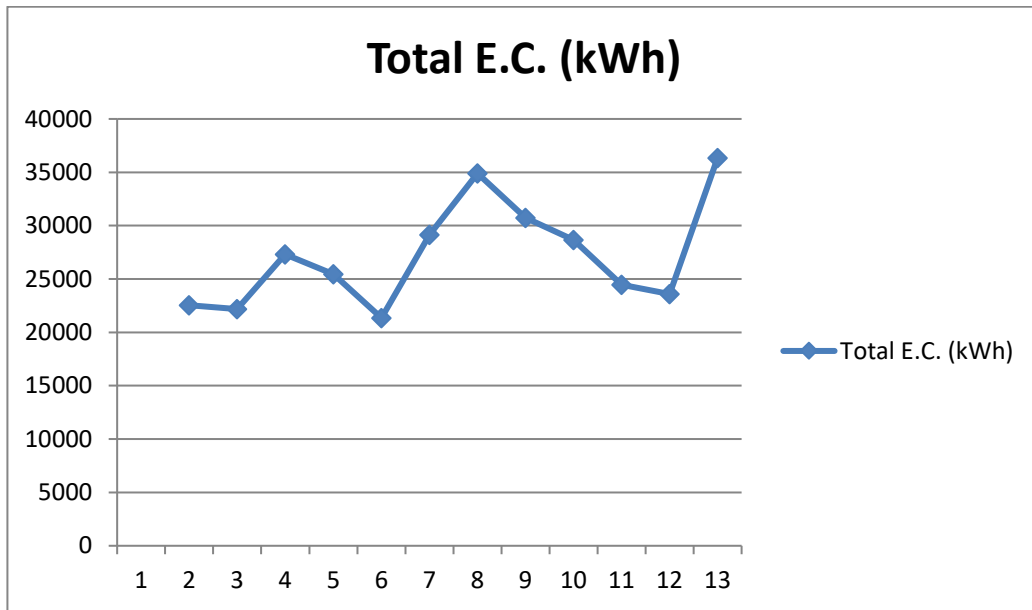
ELECTRICITY UTILITY ANALYSIS FOR THE PERIOD OF Apr'20-March'21															
Month	Energy Consumption (kWh)	Total E.C. (kWh)	P.F.	L.F. %	Unit/Rate (Rs.)	Energy Charges (Rs.)	Total E.C. (Rs.)	Demand Charges (Rs.)	Timely payment Rebate	PF Reb(-)/Sur(+) Charge (Rs.)	Shortfall to make up for minimum charges (Rs.)	MVCA Charges (Rs.)	Rental Charges (Rs.)	Govt. Duty @15% (Rs.)	Total Bill Amount (Rs.)
	Normal				Normal	Normal									
April'20	22537	22537	0.9999	4.61	7.13	160688.81	160688.81	20800	3134.64	8034.44	140009.90	6535.73	350	26528.32	340609.04
May'20	22187	22187	0.9999	4.39	7.13	158193.31	158193.31	20800	3135.66	7909.67	142482.13	6434.23	350	26157.33	340236.02
June'20	27320	27320	0.9995	5.59	7.13	194791.60	194791.60	20800	3120.77	9739.58	106225.18	7922.80	350	31598.11	345706.57
July'20	25443	25443	0.9999	5.03	7.10	180645.30	180645.30	20800	3126.22	9032.27	120208.50	7378.47	350	29499.79	343597.36
Aug'20	21353	21353	0.9999	4.23	7.10	151606.30	151606.30	20800	3138.08	7580.32	148981.65	6192.37	350	25182.04	339255.89
Sep'20	29133	29133	0.9985	5.96	7.10	206844.30	206844.30	20800	3115.51	10342.22	94249.35	8448.57	350	33395.27	347514.26
Oct'20	34886	34886	0.9993	6.93	7.10	247690.60	247690.60	20800	3098.83	12384.53	53776.99	10116.94	350	39468.63	353620.97
Nov'20	30717	30717	0.9985	6.28	7.07	217169.19	217169.19	20800	3110.92	10858.46	83981.34	8907.93	350	34936.16	349064.32
Dec'20	28670	28670	0.9999	4.84	7.07	202696.90	202696.90	20800	3129.82	10134.85	127947.13	8314.30	350	32781.98	376495.83
Jan'21	24473	24473	0.9999	4.84	7.07	173024.11	173024.11	20800	3129.03	8651.21	127729.93	7097.17	350	28371.16	342463.10
Feb'21	23581	23581	0.9999	5.17	7.07	166717.67	166717.67	20800	3131.62	8335.88	133979.72	6838.49	350	27433.30	341520.05
Mar'21	36343	36343	0.9996	7.19	7.13	259125.59	259125.59	20800	3094.61	12956.28	42491.22	10539.47	350	41162.13	355322.91

The principal findings from the analysis of the electricity bills are as follows:

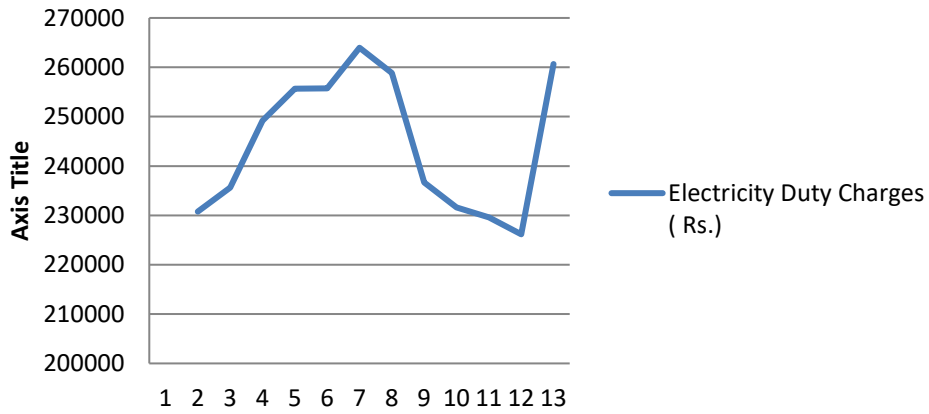
1. The Power Factor is perfect. No further requirement of any correction.
2. However, the Contract Demand of the project is 800 kW, whereas the peak demand in twelve months of that year reached between 60-80 kW. kVA, which is 1/10<sup>th</sup> of the contract demand. This creates an abnormal gap which could be reduced.



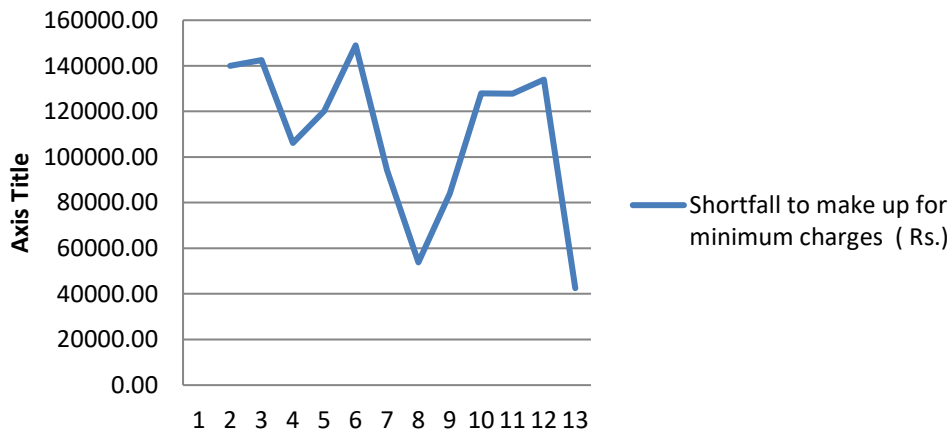




### Electricity Duty Charges ( Rs.)



### Shortfall to make up for minimum charges ( Rs.)



## **Analysis of existing lighting system, fans, and air conditioning systems. Thereby, searching whether there are scopes of any improvements,**

During the walkthrough audit it was observed the existing air-conditioning systems installed in the admin building was already optimal. Hence, very little optimizations is possible here.

Most of the lighting systems have already shifted to LED based luminaires.

However, many conventional (induction motor based) fans still exist in the classrooms. These can be replaced by energy efficient Brushless Direct Current Motor or BLDC fans.

Advantage of BLDC fans over conventional fans: -

- Fewer maintenance costs
- Better performance
- Long lasting due to absence of brushes, thereby eliminating the chances of sparks
- Lesser noise
- Greater torque
- Better energy efficiency (as much as 60% less energy consumption as compared to conventional fans.)
- Lesser heat generation.

## **Searching options for installation of occupancy sensors, daylight sensors etc.**

Occupancy sensors and daylight sensors could be installed in the common areas and classrooms to help reduce the energy consumption.

## **Replacement of old pumps with new ones,**

The existing pumps and associated related plumbing line could be thoroughly checked to determine the present health of the pumps (i.e. the operating parameters such as efficiency, head, discharge) and the plumbing lines. Pressure valves and water meters could be installed to help conserve water and detect losses.

## **Options for putting films over the glazing on the East / West façades,**

For admin buildings or buildings where air conditioning systems are installed, heat reflective films could be placed over the glazing to reduce the cooling load.

## **Options for reducing water consumptions and thereby the operation hours of the pumps, Automatic level controller for overhead reservoirs,**

It was observed that pumps are operated on a shift basis (3-shift basis). In addition to

this, automatic level controller for overhead reservoirs could be installed

***Options for sub-metering for different uses of electricity like interior lighting, exterior lighting, air-conditioning, pumps and lifts.***

Sub-metering could be done for different uses of electricity such as interior lighting, exterior lighting, air-conditioning systems, pumps and lifts to help identify the energy consumption pattern of the various equipment and appliances.

***Searching for tentative potential for renewable energy installation and use.***

There is a good potential of rooftop solar installation for the project and if the power could be arranged with net-metering system, then a good savings is possible at the common area load arisen due to lighting, air-conditioning. Lifts and plumbing pumps.

**Environmental measures:**

- **Options for reducing Heat-Island Effect (both roof and non-roof),**

Cool roof paints could be applied roofs and cool paints could be applied to exterior wall as well.

External driveways could be painted with low SRI paints.

Parking spaces could have grass pavers

- **Options for electric charging facilities for both the 2 & 4 wheelers,**

People should be encouraged to use non-fossil fuel-based transportation. As such electric charging facilities should be available for both two-wheelers and four-wheelers.

- **Universal design options,**

Disabled friendly environment should be provided as follows-

Use of ramps, disable friendly washrooms, easy access to lifts, provision for braille facility in lifts etc.

- **Water efficiency in flow & flush fixtures,**

The existing plumbing fixtures could be exchanged with low-flow fixtures (even if the faucets are introduced with aerators); this has a potential for reduction of atleast 30-40% daily water consummations. This will ultimately result in lower pumping requirements and thereby conserve energy.

- **Rain Water Harvesting systems,**

Rainwater harvesting system is present in the campus. Three number of rainwater storage tanks of capacity 2000 liters each is present. Two number of filter tank is present is present.

- **Water metering,**

Water metering could be done to identify the water consumption patterns at various levels and help take necessary measures.

- **Waste management system and provision for organic waste composter,**

Handling of waste in campuses is extremely difficult as most of the waste generated is not segregated at source and has a high probability of going to land-fills. So a proper solid waste management should be present whereby the wastes could be segregated in three types: Solid Waste, Liquid Waste & E- Waste.

**Waste management** (or **waste disposal**) includes the activities and actions required to manage **waste** from its inception to its final disposal. This includes the collection, transport, treatment, and disposal of **waste**, together with monitoring and regulation of the **waste management** process.

Any type of **biomedical wastes** if generated have to be handled with proper safety procedures and are to be disposed of safely as well.

Organic waste should be segregated and Organic waste composter system should be installed.



Saibal Saha  
BCE (J.U.)

Certified Energy Auditor – BEE & Certified Water Auditor – NPC

Environmental Co-Ordinator (Sector – 38) – NABET/QCI

BEE Empaneled ECBC Expert Professional & Master Trainer

LEED ® Green Associate

Accredited Professional – IGBC, Certified Professional – GRIHA Council

Fellow-Indian Green Building Council